



SUPPORT CLASS RESULTS

AUSTRALIAN HISTORIC

Practice



Date: 21/02/13
 Event: P01
 Weather: Cloudy - Temp: 25.4C
 Track: Dry - Temp: 30.3C

Started at: 14:31:14
 Laps: 30 Min
 Starters: 27
 Printed at: 15:04

CLASSIFICATION

Pos	No	Name	Machine	Fastest Lap	On Lap	Behind Prev	Behind Leader	Top Speed
1	186	Beau BEATON (NSW) / KH Equipment P/L	Irving Vincent 1300	1:39.660	5 of 5			236
2	19	Shawn GILES (NSW) / TBR / D&D / Springwood Suzuki	Suzuki Katana 1294	1:40.176	4 of 6	.516	.516	259
3	1	Michael DIBB (VIC) / T Rex Racing	Honda CB 1150 R	1:43.675	5 of 5	3.499	4.015	246
4	23	Laurie FYFFE (NSW)	Suzuki GSX 1294	1:47.783	5 of 8	4.108	8.123	238
5	86	Paul WALKLEY (VIC)	Suzuki GSX 1200	1:49.142	14 of 16	1.359	9.482	226
6	76	Scott WEBSTER (VIC) / West Gippsland Auto Electrics	Moto Martin Suzuki 1200	1:49.158	5 of 5	.016	9.498	242
7	8	Albert TEHENNEPE (VIC)	Kawasaki Z 1260 J	1:50.379	5 of 6	1.221	10.719	227
8	94	Michael TENISWOOD (NSW)	Yamaha TZ 750	1:50.695	7 of 9	.316	11.035	238
9	32	Robbie PHILLIS (NSW) / Mick Hone Motorcycles / QBE Insurance	Suzuki Katana 1166	1:50.959	1 of 1	.264	11.299	239
10	54	Robert COLE (NSW) / Biker Wives	Suzuki GSXR 1100	1:51.234	6 of 7	.275	11.574	234
11	25	Zoltan PETRI (NSW) / www.retracing.com.au / Reevu	Yamaha FZR 1000	1:51.600	6 of 10	.366	11.940	226
12	62	Robert RUWOLDT (VIC)	Kawasaki Harris 1200	1:51.726	1 of 6	.126	12.066	227
13	11	Craig STEWART (NSW) / C & M Motorcycles	Yamaha OW01 750	1:51.996	9 of 9	.270	12.336	220
14	35	Clive WARNER (VIC) / Lord Morley	Yamaha TZ 750	1:52.024	3 of 3	.028	12.364	229
15	321	Barry DITCHEBURN (VIC)	Yamaha TZ 750	1:52.348	2 of 3	.324	12.688	234
16	75	Stuart LOLY (VIC) / Victorian Motorcycle Wreckers	Suzuki GSX 1170	1:55.520	2 of 2	3.172	15.860	218
17	31	Craig DITCHEBURN (VIC)	Yamaha TZ 750	1:56.295	1 of 3	.775	16.635	240
18	52	Chris ROSTRON (VIC) / Monerel Ninja Racing / Pirelli	Kawasaki GPZ 946 R	1:56.366	8 of 9	.071	16.706	220
19	24	Peter MIZZI (VIC)	Suzuki GSXR 1100	1:57.208	2 of 3	.842	17.548	211
20	87	Mark JOHNSTON (VIC) / Mark Johnston Earthmoving P/L	Suzuki GSX 1200	1:58.539	6 of 9	1.331	18.879	200
21	137	Terry MCKINNON (NSW)	Yamaha TZ 750	1:59.982	14 of 14	1.443	20.322	205
22	816	Darren LARK (VIC) / Red Mist Motorcycle Accessories	Honda CB 1062 R	2:04.407	5 of 6	4.425	24.747	199
23	4	Roger ARNOLD (NSW) / Mick Hone	Suzuki GSX 1170	2:06.846	4 of 7	2.439	27.186	217
24	12	Richard EASTON (NSW)	Suzuki GSX 1170	2:09.207	4 of 4	2.361	29.547	173
25	6	Phil RUSSELL (VIC) / Red-Mist Motorcycle Accessories	Honda CB 1123 FZ	2:10.042	1 of 1	.835	30.382	181
26	20	Nairne ELDER (VIC)	Yamaha SR 500	2:16.583	7 of 7	6.541	36.923	160
27	546	Martin GRATTON (VIC)	Royal Enfield Bullet 612	2:43.238	2 of 2	26.655	1:03.578	128

Chief Time Keeper - Scott Laing


Clerk of Course - Tom Williams



Computime Race Timing Systems Pty Ltd © 1996
 Licensed to Computime Race Timing Systems
COMPUTIME RACE TIMING SYSTEMS PTY LTD
www.computime.com.au

9 Timber Lane, Glen Waverley Vic 3150. Ph: 0418 17 13 17

E-mail: scott@computime.com.au





SUPPORT CLASS RESULTS



AUSTRALIAN HISTORIC

Practice

Date: 2/10/2013
 Event: P01
 Weather: Cloudy - Temp: 25.4C
 Track: Dry - Temp: 30.3C

Started at: 14:31:14
 Laps: 30 Min
 Starters: 27
 Printed at: 15:04

LAP TIMES

No	Name	Lap 1	Lap 2	Lap 3	Lap 4	Lap 5	Lap 6	Lap 7	Lap 8	Lap 9	Lap 10
1	Michael DIBB (VIC)	1:49.731	1:45.601	1:45.257	14:39.313	1:43.675					
4	Roger ARNOLD (NSW)	2:14.536	2:08.282	2:08.676	2:06.846	2:07.749	2:18.981	2:13.574			
6	Phil RUSSELL (VIC)	2:10.042									
8	Albert TEHENNEPE (VIC)	1:51.497	1:50.662	1:52.297	1:50.838	1:50.379	1:51.419				
11	Craig STEWART (NSW)	2:08.190	2:00.992	5:56.565	2:34.272	1:56.895	1:53.214	1:55.298	1:52.406	1:51.996	
12	Richard EASTON (NSW)	2:14.962	3:09.699	7:51.673	2:09.207						
19	Shawn GILES (NSW)	2:45.590	1:48.927	1:42.457	1:40.176	1:40.771	2:54.629				
20	Nairne ELDER (VIC)	2:22.776	2:19.221	2:20.425	2:18.597	2:18.238	2:17.592	2:16.583			
23	Laurie FYFFE (NSW)	1:53.116	1:49.338	1:51.712	1:50.115	1:47.783	8:27.446	1:50.315	2:04.866		
24	Peter MIZZI (VIC)	1:58.273	1:57.208	6:26.270							
25	Zoltan PETRI (NSW)	1:57.157	1:59.438	1:57.422	4:29.875	1:59.116	1:51.600	1:51.945	1:51.774	1:55.339	1:51.920
31	Craig DITCHBURN (VIC)	1:56.295	1:57.668	1:56.391							
32	Robbie PHILLIS (NSW)	1:50.959									
35	Clive WARNER (VIC)	2:00.141	1:54.722	1:52.024							
52	Chris ROSTRON (VIC)	1:59.763	1:58.600	1:59.119	1:57.078	1:57.331	1:59.381	1:56.818	1:56.366	1:56.567	
54	Robert COLE (NSW)	1:57.690	4:02.404	1:54.247	1:53.965	1:52.926	1:51.234	2:04.856			
62	Robert RUWOLDT (VIC)	1:51.726	1:52.670	1:52.144	1:53.871	1:52.664	1:54.856				
75	Stuart LOLY (VIC)	2:07.021	1:55.520								
76	Scott WEBSTER (VIC)	2:01.004	1:52.575	10:14.260	1:50.604	1:49.158					
86	Paul WALKLEY (VIC)	1:53.344	1:53.885	1:55.573	1:53.634	1:52.269	1:51.650	1:52.732	1:51.518	1:51.568	1:52.370
		10	1:50.760	1:50.573	1:51.792	1:49.142	1:50.034	2:09.635			
87	Mark JOHNSTON (VIC)	2:03.238	2:03.792	2:02.814	2:00.459	1:59.436	1:58.539	1:59.813	1:58.794	2:01.344	
94	Michael TENISWOOD (NSW)	2:04.352	1:55.858	1:57.518	1:53.494	14:25.579	1:51.966	1:50.695	1:51.185	1:51.622	
137	Terry MCKINNON (NSW)	2:16.250	2:07.140	2:06.428	2:06.642	2:03.636	2:03.081	2:02.956	2:02.357	2:02.572	2:01.591
		10	2:00.967	2:01.361	2:01.372	1:59.982					
186	Beau BEATON (NSW)	1:43.788	3:41.985	1:40.786	1:41.062	1:39.660					
321	Barry DITCHBURN (VIC)	1:59.562	1:52.348	1:53.951							
546	Martin GRATTON (VIC)	2:45.112	2:43.238								
816	Darren LARK (VIC)	2:10.442	2:10.025	2:06.448	2:05.505	2:04.407	2:04.779				

Scott Laing
 Chief Time Keeper - Scott Laing

Tom Williams
 Clerk of Course - Tom Williams



Computime Race Timing Systems Pty Ltd © 1996
 Licensed to Computime Race Timing Systems
COMPUTIME RACE TIMING SYSTEMS PTY LTD
www.computime.com.au

9 Timber Lane, Glen Waverley Vic 3150. Ph: 0418 17 13 17

E-mail: scott@computime.com.au





SUPPORT CLASS RESULTS

AUSTRALIAN HISTORIC

Practice



Date: 21/02/13
 Event: P01
 Weather: Cloudy - Temp: 25.4C
 Track: Dry - Temp: 30.3C

Started at: 14:31:14
 Laps: 30 Min
 Starters: 27
 Printed at: 15:04

SPLIT TIMES

Lap	Split 1	Split 2	Split 3	Lap Time	Speed	Lap	Split 1	Split 2	Split 3	Lap Time	Speed
1 Michael DIBB (VIC) (3rd)						52 Chris ROSTRON (VIC) (18th)					
1	34.367	46.175	29.189	1:49.731	238	1	38.633	49.133	31.997	1:59.763	195
2	32.084	44.417	29.100	1:45.601	246	2	37.322	48.778	32.500	1:58.600	200
3	32.102	44.365	28.790	1:45.257	244	3	37.875	49.356	31.888	1:59.119	199
4	<u>31.912</u>	13:37.812	29.589	14:39.313	238	4	36.596	48.578	31.904	1:57.078	220
5	31.996	<u>43.061</u>	<u>28.618</u>	<u>1:43.675</u>	240	5	36.595	49.080	31.656	1:57.331	215
4 Roger ARNOLD (NSW) (23th)						54 Robert COLE (NSW) (10th)					
1		1:31.810	44.402	2:16.212		6	<u>36.012</u>	51.153	32.216	1:59.381	210
2	42.524	55.761	36.251	2:14.536	193	7	36.654	48.451	31.713	1:56.818	205
3	39.586	52.463	36.233	2:08.282	213	8	36.995	<u>47.919</u>	<u>31.452</u>	<u>1:56.366</u>	200
4	39.719	53.878	35.079	2:08.676	205	9	36.416	48.084	32.067	1:56.567	214
5	39.051	52.933	34.862	<u>2:06.846</u>	214	62 Robert RUWOLDT (VIC) (12th)					
6	<u>38.620</u>	<u>52.158</u>	36.971	2:07.749	217	1		2:59.652	33.817	3:33.469	
7	42.176	55.907	40.898	2:18.981	163	2	36.862	48.633	32.195	1:57.690	190
8	43.509	55.227	<u>34.838</u>	2:13.574	139	3	37.965	2:53.158	31.281	4:02.404	188
6 Phil RUSSELL (VIC) (25th)						75 Stuart LOLY (VIC) (16th)					
1		1:07.179	38.364	1:45.543		4	34.170	48.354	31.723	1:54.247	230
2	<u>41.528</u>	<u>54.095</u>	<u>34.419</u>	<u>2:10.042</u>	181	5	35.737	47.353	30.875	1:53.965	223
8 Albert TEHENNEPE (VIC) (7th)						76 Scott WEBSTER (VIC) (6th)					
1	34.915	46.377	30.205	1:51.497	217	1		2:00.763	34.347	2:35.110	
2	33.855	46.504	30.303	1:50.662	226	2	40.868	49.157	30.979	2:01.004	173
3	34.616	46.559	31.122	1:52.297	223	3	34.950	46.368	31.257	1:52.575	224
4	33.796	47.185	<u>29.857</u>	1:50.838	224	4	34.300	9:06.952	33.008	10:14.260	237
5	34.149	<u>46.070</u>	30.160	<u>1:50.379</u>	221	5	33.804	46.970	<u>29.830</u>	1:50.604	238
6	<u>33.412</u>	47.329	30.678	1:51.419	227	6	<u>33.077</u>	<u>45.697</u>	30.384	<u>1:49.158</u>	242
11 Craig STEWART (NSW) (13th)						12 Richard EASTON (NSW) (24th)					
1		1:04.210	36.215	1:40.425							
2	38.874	54.768	34.548	2:08.190	200						
3	38.810	49.546	32.636	2:00.992	186						
4	37.730	4:46.837	31.998	5:56.565	218						
5	35.625	1:27.104	31.543	2:34.272	215						
6	35.515	49.738	31.642	1:56.895	213						
7	35.142	47.294	30.778	1:53.214	218						
8	36.652	48.060	30.586	1:55.298	219						
9	<u>34.553</u>	47.368	30.485	1:52.406	220						
10	34.676	<u>47.080</u>	<u>30.240</u>	<u>1:51.996</u>	219						

Scott Laing
 Chief Time Keeper - Scott Laing

Tom Williams
 Clerk of Course - Tom Williams



Computime Race Timing Systems Pty Ltd © 1996
 Licensed to Computime Race Timing Systems
COMPUTIME RACE TIMING SYSTEMS PTY LTD
www.computime.com.au

9 Timber Lane, Glen Waverley Vic 3150. Ph: 0418 17 13 17

E-mail: scott@computime.com.au





SUPPORT CLASS RESULTS

AUSTRALIAN HISTORIC

Practice



Date: 21/02/13
 Event: P01
 Weather: Cloudy - Temp: 25.4C
 Track: Dry - Temp: 30.3C

Started at: 14:31:14
 Laps: 30 Min
 Starters: 27
 Printed at: 15:04

SPLIT TIMES

Lap	Split 1	Split 2	Split 3	Lap Time	Speed	Lap	Split 1	Split 2	Split 3	Lap Time	Speed
19 Shawn GILES (NSW) (2nd)						86 Paul WALKLEY (VIC) (5th)					
1		1:09.229	41.065	1:50.294		1	35.664	46.777	30.903	1:53.344	205
2	43.225	54.966	36.771	2:14.962	162	2	34.903	47.468	31.514	1:53.885	212
3	41.854	<u>53.007</u>	1:34.838	3:09.699	162	3	35.506	49.177	30.890	1:55.573	214
4	55.956	6:19.920	35.797	7:51.673		4	34.661	47.543	31.430	1:53.634	213
5	<u>40.343</u>	53.211	<u>35.653</u>	<u>2:09.207</u>	173	5	34.785	47.158	<u>30.326</u>	1:52.269	208
6						6	33.990	46.978	30.682	1:51.650	221
7						7	34.324	47.947	30.461	1:52.732	217
8						8	34.150	46.660	30.708	1:51.518	222
9						9	34.332	46.335	30.901	1:51.568	224
10						10	35.162	46.607	30.601	1:52.370	215
11						11	33.815	46.422	30.523	1:50.760	221
12						12	33.701	46.343	30.529	1:50.573	221
13						13	34.238	47.075	30.479	1:51.792	220
14						14	33.503	<u>45.180</u>	30.459	<u>1:49.142</u>	220
15						15	<u>33.398</u>	46.156	30.480	1:50.034	224
16						16	33.597	48.732	47.306	2:09.635	226
20 Nairne ELDER (VIC) (26th)						87 Mark JOHNSTON (VIC) (20th)					
1		1:09.105	42.009	1:51.114		1	39.124	51.184	32.930	2:03.238	184
2	46.835	58.394	37.547	2:22.776	149	2	38.191	52.353	33.248	2:03.792	196
3	43.871	57.186	38.164	2:19.221	160	3	37.373	51.243	34.198	2:02.814	200
4	44.696	58.211	37.518	2:20.425	157	4	37.773	50.271	32.415	2:00.459	198
5	44.089	57.369	37.139	2:18.597	158	5	37.210	49.760	32.466	1:59.436	192
6	43.307	57.141	37.790	2:18.238	160	6	36.774	<u>49.573</u>	<u>32.192</u>	<u>1:58.539</u>	189
7	44.124	56.821	<u>36.647</u>	2:17.592	155	7	<u>36.206</u>	50.741	32.866	1:59.813	199
8	<u>43.091</u>	<u>56.201</u>	37.291	<u>2:16.583</u>	159	8	36.601	49.932	32.261	1:58.794	199
23 Laurie FYFFE (NSW) (4th)						94 Michael TENISWOOD (NSW) (8th)					
1	35.678	46.898	30.540	1:53.116	203	1		1:06.057	37.947	1:44.004	
2	33.399	45.755	30.184	1:49.338	226	2	39.316	51.475	33.561	2:04.352	176
3	34.700	46.199	30.813	1:51.712	218	3	35.660	48.125	32.073	1:55.858	219
4	33.205	46.796	30.114	1:50.115	232	4	37.658	48.181	31.679	1:57.518	188
5	<u>32.903</u>	<u>45.130</u>	<u>29.750</u>	<u>1:47.783</u>	230	5	35.106	47.419	30.969	1:53.494	233
6	33.344	7:22.671	31.431	8:27.446	224	6	35.271	13:18.402	31.906	14:25.579	209
7	34.247	45.919	30.149	1:50.315	225	7	34.344	46.740	30.882	1:51.966	236
8	32.976	1:00.328	31.562	2:04.866	238	8	<u>33.882</u>	<u>45.924</u>	30.889	<u>1:50.695</u>	238
24 Peter MIZZI (VIC) (19th)						137 Terry MCKINNON (NSW) (21th)					
1		<u>47.224</u>	33.296	1:20.520		1	34.196	46.247	<u>30.742</u>	1:51.185	228
2	37.671	49.172	<u>31.430</u>	1:58.273	196	2	34.159	46.258	31.205	1:51.622	236
3	<u>35.228</u>	48.156	33.824	<u>1:57.208</u>	211						
4	35.869	5:18.359	32.042	6:26.270	204						
25 Zoltan PETRI (NSW) (11th)											
1	36.207	48.371	32.579	1:57.157	218						

Scott Laing
 Chief Time Keeper - Scott Laing


Tom Williams
 Clerk of Course - Tom Williams



Computime Race Timing Systems Pty Ltd © 1996
 Licensed to Computime Race Timing Systems
COMPUTIME RACE TIMING SYSTEMS PTY LTD
www.computime.com.au

9 Timber Lane, Glen Waverley Vic 3150. Ph: 0418 17 13 17

E-mail: scott@computime.com.au





SUPPORT CLASS RESULTS

AUSTRALIAN HISTORIC

Practice



Date: 21/02/13

Event: P01

Weather: Cloudy - Temp: 25.4C

Track: Dry - Temp: 30.3C

Started at: 14:31:14

Laps: 30 Min

Starters: 27

Printed at: 15:04

SPLIT TIMES

Lap	Split 1	Split 2	Split 3	Lap Time	Speed	Lap	Split 1	Split 2	Split 3	Lap Time	Speed
2	35.099	47.123	37.216	1:59.438	217	1	44.340	57.180	34.730	2:16.250	150
3	35.344	48.101	33.977	1:57.422	220	2	39.747	53.525	33.868	2:07.140	189
4	34.875	47.814	3:07.186	4:29.875	218	3	39.167	53.916	33.345	2:06.428	202
5	41.096	46.819	31.201	1:59.116		4	39.233	53.986	33.423	2:06.642	202
6	34.448	46.289	30.863	1:51.600	220	5	38.682	51.978	32.976	2:03.636	195
7	34.638	46.244	31.063	1:51.945	224	6	38.556	51.730	32.795	2:03.081	197
8	34.067	46.505	31.202	1:51.774	221	7	38.133	51.906	32.917	2:02.956	199
9	35.552	48.220	31.567	1:55.339	226	8	37.860	51.068	33.429	2:02.357	197
10	34.384	46.334	31.202	1:51.920	217	9	38.214	51.765	32.593	2:02.572	195
						10	37.619	51.396	32.576	2:01.591	197
31 Craig DITCHBURN (VIC) (17th)						11	37.328	50.453	33.186	2:00.967	204
1	36.319	48.645	31.331	1:56.295	215	12	38.235	50.430	32.696	2:01.361	193
2	34.341	46.454	36.873	1:57.668	240	13	37.820	50.938	32.614	2:01.372	194
3	34.795	48.590	33.006	1:56.391	236	14	37.494	49.935	32.553	1:59.982	205
32 Robbie PHILLIS (NSW) (9th)						186 Beau BEATON (NSW) (1st)					
1	34.883	46.381	29.695	1:50.959	229	1		37.925	29.870	1:07.795	
						2	32.161	43.357	28.270	1:43.788	226
35 Clive WARNER (VIC) (14th)						3	32.711	2:40.577	28.697	3:41.985	232
1	37.603	50.004	32.534	2:00.141	217	4	30.770	42.370	27.646	1:40.786	235
2	35.983	47.596	31.143	1:54.722	196	5	30.412	42.831	27.819	1:41.062	236
3	34.577	46.357	31.090	1:52.024	229	6	30.529	41.513	27.618	1:39.660	234
						321 Barry DITCHBURN (VIC) (15th)					
						1	37.205	50.233	32.124	1:59.562	206
						2	34.521	46.943	30.884	1:52.348	232
						3	35.087	47.457	31.407	1:53.951	234
						546 Martin GRATTON (VIC) (27th)					
						1		1:07.140	45.682	1:52.822	
						2	53.642	1:06.964	44.506	2:45.112	128
						3	52.645	1:06.261	44.332	2:43.238	122
						816 Darren LARK (VIC) (22th)					
						1		2:06.827	37.018	2:43.845	
						2	40.109	54.966	35.367	2:10.442	179
						3	39.632	54.475	35.918	2:10.025	190
						4	39.053	52.776	34.619	2:06.448	193
						5	38.364	53.268	33.873	2:05.505	196
						6	38.014	52.370	34.023	2:04.407	199
						7	37.758	52.549	34.472	2:04.779	196

Scott Laing
Chief Time Keeper - Scott Laing

Tom Williams
Clerk of Course - Tom Williams



Computime Race Timing Systems Pty Ltd © 1996
Licensed to Computime Race Timing Systems
COMPUTIME RACE TIMING SYSTEMS PTY LTD
www.computime.com.au

9 Timber Lane, Glen Waverley Vic 3150. Ph: 0418 17 13 17

E-mail: scott@computime.com.au





SUPPORT CLASS RESULTS

AUSTRALIAN HISTORIC

Practice




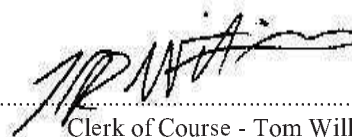
Date: 21/02/13
 Event: P01
 Weather: Cloudy - Temp: 25.4C
 Track: Dry - Temp: 30.3C

Started at: 14:31:14
 Laps: 30 Min
 Starters: 27
 Printed at: 15:04

FASTEST LAPS SEQUENCE

Race Time	No	Name	Machine	Fastest Lap	On Lap
2:51.583	186	Beau BEATON (NSW)	Irving Vincent 1300	1:43.788	1
7:38.467	19	Shawn GILES (NSW)	Suzuki Katana 1294	1:42.457	3
8:14.354	186	Beau BEATON (NSW)	Irving Vincent 1300	1:40.786	3
9:18.643	19	Shawn GILES (NSW)	Suzuki Katana 1294	1:40.176	4
11:35.076	186	Beau BEATON (NSW)	Irving Vincent 1300	1:39.660	5


 Chief Time Keeper - Scott Laing


 Clerk of Course - Tom Williams



Computime Race Timing Systems Pty Ltd © 1996
 Licensed to Computime Race Timing Systems
COMPUTIME RACE TIMING SYSTEMS PTY LTD
www.computime.com.au

9 Timber Lane, Glen Waverley Vic 3150. Ph: 0418 17 13 17

E-mail: scott@computime.com.au





SUPPORT CLASS RESULTS

AUSTRALIAN HISTORIC

Practice



Date: 21/02/13
 Event: P01
 Weather: Cloudy - Temp: 25.4C
 Track: Dry - Temp: 30.3C

Started at: 14:31:14
 Laps: 30 Min
 Starters: 27
 Printed at: 15:04

BEST PARTIAL TIMES

Pos	Name	Split 1		Split 2		Split 3		LAP	Ideal	Fastest
		Time	Name	Time	Name	Time	Name			
1	S. GILES	30.220	B. BEATON	37.925	S. GILES	27.429	B. BEATON	1:35.955	1:39.660	
2	B. BEATON	30.412	S. GILES	41.827	B. BEATON	27.618	S. GILES	1:39.476	1:40.176	
3	M. DIBB	31.275	M. DIBB	43.061	M. DIBB	28.618	M. DIBB	1:42.954	1:43.675	
4	R. PHILLIS	32.524	R. PHILLIS	43.254	R. PHILLIS	29.695	R. PHILLIS	1:45.473	1:50.959	
5	L. FYFFE	32.903	L. FYFFE	45.130	L. FYFFE	29.750	L. FYFFE	1:47.783	1:47.783	
6	S. WEBSTER	33.077	P. WALKLEY	45.180	S. WEBSTER	29.830	S. WEBSTER	1:48.604	1:49.158	
7	P. WALKLEY	33.398	S. WEBSTER	45.697	A. TEHENNEPE	29.857	P. WALKLEY	1:48.904	1:49.142	
8	R. COLE	33.406	M. TENISWOOD	45.924	C. STEWART	30.240	A. TEHENNEPE	1:49.339	1:50.379	
9	A. TEHENNEPE	33.412	R. RUWOLDT	45.928	P. WALKLEY	30.326	M. TENISWOOD	1:50.548	1:50.695	
10	M. TENISWOOD	33.882	A. TEHENNEPE	46.070	R. RUWOLDT	30.555	R. COLE	1:51.000	1:51.234	
11	Z. PETRI	33.915	Z. PETRI	46.244	M. TENISWOOD	30.742	Z. PETRI	1:51.022	1:51.600	
12	C. DITCHBURN	34.038	C. WARNER	46.357	R. COLE	30.815	R. RUWOLDT	1:51.209	1:51.726	
13	S. LOLY	34.511	C. DITCHBURN	46.454	S. LOLY	30.832	C. DITCHBURN	1:51.823	1:56.295	
14	B. DITCHBURN	34.521	R. COLE	46.779	Z. PETRI	30.863	C. STEWART	1:51.873	1:51.996	
15	C. STEWART	34.553	B. DITCHBURN	46.943	B. DITCHBURN	30.884	C. WARNER	1:52.024	1:52.024	
16	C. WARNER	34.577	C. STEWART	47.080	C. WARNER	31.090	B. DITCHBURN	1:52.348	1:52.348	
17	R. RUWOLDT	34.726	P. MIZZI	47.224	C. DITCHBURN	31.331	P. MIZZI	1:53.882	1:57.208	
18	P. MIZZI	35.228	C. ROSTRON	47.919	P. MIZZI	31.430	S. LOLY	1:54.112	1:55.520	
19	C. ROSTRON	36.012	S. LOLY	48.769	C. ROSTRON	31.452	C. ROSTRON	1:55.383	1:56.366	
20	M. JOHNSTON	36.206	M. JOHNSTON	49.573	M. JOHNSTON	32.192	M. JOHNSTON	1:57.971	1:58.539	
21	T. MCKINNON	37.328	T. MCKINNON	49.935	T. MCKINNON	32.553	T. MCKINNON	1:59.816	1:59.982	
22	D. LARK	37.758	R. ARNOLD	52.158	D. LARK	33.873	D. LARK	2:04.001	2:04.407	
23	R. ARNOLD	38.620	D. LARK	52.370	P. RUSSELL	34.419	R. ARNOLD	2:05.616	2:06.846	
24	R. EASTON	40.343	R. EASTON	53.007	R. ARNOLD	34.838	R. EASTON	2:09.003	2:09.207	
25	P. RUSSELL	41.528	P. RUSSELL	54.095	R. EASTON	35.653	P. RUSSELL	2:10.042	2:10.042	
26	N. ELDER	43.091	N. ELDER	56.201	N. ELDER	36.647	N. ELDER	2:15.939	2:16.583	
27	M. GRATTON	51.912	M. GRATTON	1:06.261	M. GRATTON	44.332	M. GRATTON	2:42.505	2:43.238	

Scott Laing
 Chief Time Keeper - Scott Laing

Tom Williams
 Clerk of Course - Tom Williams



Computime Race Timing Systems Pty Ltd © 1996
 Licensed to Computime Race Timing Systems
COMPUTIME RACE TIMING SYSTEMS PTY LTD
www.computime.com.au

9 Timber Lane, Glen Waverley Vic 3150. Ph: 0418 17 13 17

E-mail: scott@computime.com.au

